

GUARDIAN W SAT MSI LED 50"

Architectural Outdoor



PROJECT:	
TYPE:	
PO#:	QTY:
COMMENTS:	

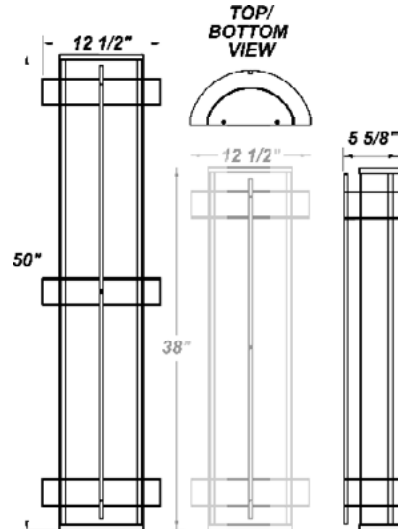


FEATURES

- 120V – 277V
- Aluminum Reflector w/ Hi-Reflectance White Powder Coat Finish
- CSA Listed Wet Location Vertical Position Only
- CSA Listed Damp Location Horizontal Position
- Die Cast Aluminum End Caps w/ Matte Silver Polyester Powder Coat Finish
- Extruded Aluminum Housing w/ Matte Silver Polyester Powder Coat Finish
- Fixture Mounts Directly to Surface w/ Two Wall Anchors (Not Included)
- High Impact White Acrylic Diffuser (50% DR Acrylic)
- Internal Motion Sensor
- LED Light Fixture
- Over-Voltage and Over-Current
- Recessed Steel Screws


LINE DRAWING

LINE DRAWING NOT TO SCALE




FINISHES


Antique Copper




Antique Silver




Bronze Mist




Matte Silver



Sand




Swedish Steel




Textured Black



Textured Bronze



Textured White



For RAL Colors & Custom Match - Contact Teron Lighting Inc.

GUARDIAN W SAT MSI LED 50"

Architectural Outdoor



Fixture Core

PROJECT:	
TYPE:	
PO#:	QTY:
COMMENTS:	

PRODUCT CODE	SOURCE/WATTAGE	VOLTAGE	DIMMING DRIVER
GRDW48 - Guardian W 50"	L70.0 - 70.0W LED Strip(s) L75.0 - 75.0W LED Strip(s)	120V 277V	SDxx - Bi-Level Step Dimming from 10-90% in increments of 10% (replace xx in ordering code with requested dimming percentage)
ORDER INFO			
GRDW48	L70.0-ZE1050	120V	SD50

Example ^ (may not represent a manufacturable product)

Aesthetics & Options

TRIM	FINISH	COLOR TEMP	OPTIONS
SAT MSI	AC - Antique Copper AS - Antique Silver BT - Bronze Mist SM - Matte Silver (Standard) SN - Sand SW - Swedish Steel TB - Textured Black BZ - Textured Bronze TW - Textured White	30K - 3000K Color Temp 35K - 3500K Color Temp 40K - 4000K Color Temp	OEL - Single End Window TEL - Twin End Windows (Both Ends) WAL - White Acrylis Lens
ORDER INFO			
	AC	30K	OEL

Example ^ (may not represent a manufacturable product)

PROD	SOURCE	30K SPECS	35K SPECS	40K SPECS
GRDW48	L70.0 - 70.0W LED Linear Board	<ul style="list-style-type: none"> 34 fV, Color Temp = 3000K Nominal 71.8W Input = 9814 LED Lumens Estimated 136.7 Lumens Per Watt 	<ul style="list-style-type: none"> 34 fV, Color Temp = 3500K Nominal 71.8W Input = 10021 LED Lumens Estimated 139.6 Lumens Per Watt 	<ul style="list-style-type: none"> 34 fV, Color Temp = 4000K Nominal 71.8W Input = 10331 LED Lumens Estimated 143.9 Lumens Per Watt
	L75.0 - 75.0W LED Linear Board	<ul style="list-style-type: none"> 34 fV, Color Temp = 3000K Nominal 75W Input = 10146 LED Lumens Estimated 135.3 Lumens Per Watt 	<ul style="list-style-type: none"> 34 fV, Color Temp = 3500K Nominal 75W Input = 10360 LED Lumens Estimated 138.1 Lumens Per Watt 	<ul style="list-style-type: none"> 34 fV, Color Temp = 4000K Nominal 75W Input = 10680 LED Lumens Estimated 142.4 Lumens Per Watt

REPLACEMENT PART	PART NO	NOTES
4' Acrylic LED Lens Assembly	38218	*Don't see the configuration you are looking for? Call us today at (513) 858-6004 ***Motion sensor performance may be reduced withuse of decorative fascia.
		Don't see the configuration you are looking for? Call us today at (513) 858-6004



TERONLIGHTING.COM
 33 DONALD DR, FAIRFIELD, OH 45014
 P: 513.858.6004 F: 513.858.6038
 E: SALES@TERONLIGHT.COM



We reserve the right to revise the design components of any product due to parts availability or change in UL standards, without assuming any obligation or liability to modify any products previously manufactured, and without notice.