

# GUARDIAN W EVH LED 50"

Architectural Outdoor



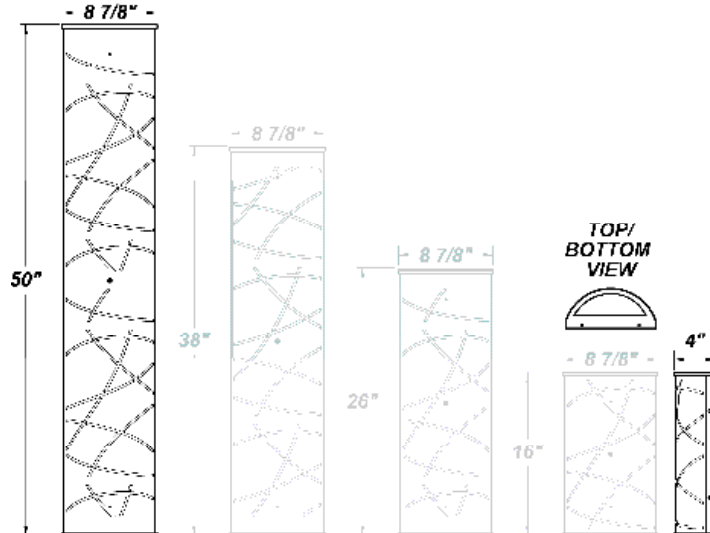
PROJECT:	
TYPE:	
PO#:	QTY:
COMMENTS:	

## FEATURES

- ADA Compliant
- Aluminum Fascia w/ Matte Silver Polyester Powder Coat Finish
- Aluminum Reflector w/ Hi-Reflectance White Powder Coat Finish
- CSA Listed Wet Location Vertical Position Only
- CSA Listed Damp Location Horizontal Position
- Die Cast Aluminum End Caps w/ Matte Silver Polyester Powder Coat Finish
- Emergency Battery Available
- Extruded Aluminum Housing w/ Matte Silver Polyester Powder Coat Finish
- Fixture Mounts Directly to Surface w/ Two Wall Anchors (Not Included)
- High Impact White Acrylic Diffuser (50% DR Acrylic)
- LED Light Fixture
- Recessed Steel Screws
- Surge Protector
- Vandal Resistant
- 120V - 277V


## LINE DRAWING

LINE DRAWING NOT TO SCALE




## FINISHES


Antique Copper




Antique Silver




Bronze Mist




Matte Silver



Sand




Swedish Steel




Textured Black



Textured Bronze



Textured White



For RAL Colors & Custom Match - Contact Teron Lighting Inc.

# GUARDIAN W EVH LED 50"

Architectural Outdoor



Fixture Core

PROJECT:	
TYPE:	
PO#:	QTY:
COMMENTS:	

PRODUCT CODE	SOURCE/WATTAGE	VOLTAGE	DIMMING DRIVER
<b>GRDW48</b> - Guardian W 50"	<b>L70.0-ZE1050</b> - 70.0W @ Line Voltage 4-Wire Dimming Driver (Dimmable 0 - 10V) <b>L75.0-ZE1100</b> - 75.0W @ Line Voltage 4-Wire Dimming Driver (Dimmable 0 - 10V)	<b>120 - 277V</b> <b>347V</b> (Available For L70.0 Only)	<b>Not Applicable</b>
ORDER INFO			
GRDW48	L70.0-ZE1050	120 - 277V	Not Applicable

Example ^ (may not represent a manufacturable product)

Aesthetics & Options

TRIM	FINISH	COLOR TEMP	OPTIONS
<b>EVH</b>	<b>AC</b> - Antique Copper <b>TB</b> - Textured Black <b>AS</b> - Antique Silver <b>BT</b> - Bronze Mist <b>BZ</b> - Textured Bronze <b>SM</b> - Matte Silver (Standard) <b>TW</b> - Textured White <b>SN</b> - Sand <b>SW</b> - Swedish Steel	<b>30K</b> - 3000K Color Temp <b>35K</b> - 3500K Color Temp <b>40K</b> - 4000K Color Temp <b>50K</b> - 5000K Color Temp	<b>OEL</b> - Single End Window <b>TEL</b> - Twin End Windows (Both Ends) <b>EB10</b> - Iota ILB-CP10-B Integral 10W LED Driver <b>MSI</b> - Steinel HFLUM2-WR Internal Motion Sensor
ORDER INFO			
EVH	AC	30K	OEL

Example ^ (may not represent a manufacturable product)

PROD	SOURCE	30K SPECS			
<b>GRDW48</b>	L70.0	<ul style="list-style-type: none"> <li>80 CRI Typ.</li> <li>30K - 3000K Color Temp</li> <li>5693 LED Source Lumens</li> <li>81.3 LED Source Lumens Per Watt</li> </ul>			
	L75.0	<ul style="list-style-type: none"> <li>80 CRI Typ.</li> <li>30K - 3000K Color Temp</li> <li>5964 LED Source Lumens</li> <li>79.5 LED Source Lumens Per Watt</li> </ul>			

REPLACEMENT PART	PART NO	NOTES
4' Acrylic LED Lens Assembly	38218	

Don't see the configuration you are looking for?  
Call us today at (513) 858-6004



TERONLIGHTING.COM  
 33 DONALD DR, FAIRFIELD, OH 45014  
 P: 513.858.6004 F: 513.858.6038  
 E: SALES@TERONLIGHT.COM



We reserve the right to revise the design components of any product due to parts availability or change in UL standards, without assuming any obligation or liability to modify any products previously manufactured, and without notice.