

GUARDIAN W LED 16"


Architectural Outdoor



| | |
|-----------|------|
| PROJECT: | |
| TYPE: | |
| PO#: | QTY: |
| COMMENTS: | |

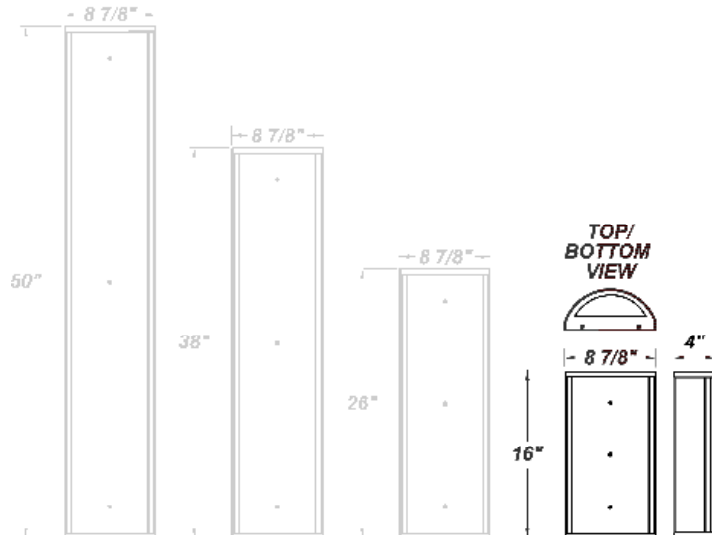
FEATURES

- Aluminum LED Mounting Plate
- CSA Listed Wet Location Vertical Position Only
- CSA Listed Damp Location Horizontal Position
- Die Cast Aluminum End Caps w/ Matte Silver Polyester Powder Coat Finish
- Fixture Mounts Directly to Surface w/ Two Wall Anchors (Not Included)
- LED Light Fixture
- Over-Voltage, Over-Current, and Short-Circuit Protection w/ Auto Recovery (For 24.5W Only)
- Recessed Stainless Steel Screws
- Surge Protector
- Vandal Resistant
- 120V - 277V



LINE DRAWING

LINE DRAWING NOT TO SCALE




FINISHES


Antique Copper




Antique Silver




Bronze Mist




Matte Silver



Sand




Swedish Steel




Textured Black



Textured Bronze



Textured White



For RAL Colors & Custom Match - Contact Teron Lighting Inc.

GUARDIAN W LED 16"

Architectural Outdoor



Fixture Core

| | |
|-----------|------|
| PROJECT: | |
| TYPE: | |
| PO#: | QTY: |
| COMMENTS: | |

| PRODUCT CODE | SOURCE/WATTAGE | VOLTAGE | DIMMING DRIVER |
|--------------------------------|--|-------------------|-----------------------|
| GRDW16 - Guardian W 16" | L12.0-TE350 - 12W @ 350mA ELV Dimming Driver L12.0-ZE350 - 12W @ Line Voltage 4-Wire Dimming Driver (Dimmable 0 - 10V) L18.0-TE500 - 18W @ 500mA ELV Dimming Driver | 120 - 277V | Not Applicable |
| ORDER INFO | | | |
| GRDW16 | L12.0-TE350 | 120 - 277V | Not Applicable |

Example ^ (may not represent a manufacturable product)

Aesthetics & Options

| TRIM | FINISH | COLOR TEMP | OPTIONS |
|-----------------------|---|--|---|
| Not Applicable | AC - Antique Copper TB - Textured Black AS - Antique Silver BT - Bronze Mist BZ - Textured Bronze SM - Matte Silver (Standard) TW - Textured White SN - Sand SW - Swedish Steel | 30K - 3000K Color Temp 35K - 3500K Color Temp 40K - 4000K Color Temp 50K - 5000K Color Temp | OEL - Single End Window TEL - Twin End Windows (Both Ends) |
| ORDER INFO | | | |
| Not Applicable | AC | 30K | OEL |

Example ^ (may not represent a manufacturable product)

| PROD | SOURCE | 30K SPECS | | | |
|-------------|--------|---|--|--|--|
| GRDW | L12.0 | <ul style="list-style-type: none"> 80 CRI Typ. 30K - 3000K Color Temp 1739 LED Source Lumens 144.9 LED Source Lumens Per Watt | | | |
| | L18.0 | <ul style="list-style-type: none"> 80 CRI Typ. 30K - 3000K Color Temp 2711 LED Source Lumens 150.6 LED Source Lumens Per Watt | | | |

| REPLACEMENT PART | PART NO | NOTES |
|-------------------------------|---------|-------------------------------------|
| 16" Acrylic LED Lens Assembly | 38200 | (L18.0 is Dimmable From 120 - 230V) |

Don't see the configuration you are looking for?
Call us today at (513) 858-6004



TERONLIGHTING.COM
 33 DONALD DR, FAIRFIELD, OH 45014
 P: 513.858.6004 F: 513.858.6038
 E: SALES@TERONLIGHT.COM



We reserve the right to revise the design components of any product due to parts availability or change in UL standards, without assuming any obligation or liability to modify any products previously manufactured, and without notice.

GUARDIAN W LED 16"

Architectural Outdoor



Fixture Core

| | |
|-----------|------|
| PROJECT: | |
| TYPE: | |
| PO#: | QTY: |
| COMMENTS: | |

| PRODUCT CODE | SOURCE/WATTAGE | VOLTAGE | DIMMING DRIVER |
|--------------------------------|--|-------------------|-----------------------|
| GRDW16 - Guardian W 16" | L18.0-LE500 - 18W @ 500mA 2-Wire Dimming Driver (120V Only) L18.0-ZE500 - 18W @ Line Voltage 4-Wire Dimming Driver (Dimmable 0 - 10V) L24.5-12CV - 12V Constant Voltage Non-Dimming Electronic Driver | 120 - 277V | Not Applicable |
| ORDER INFO | | | |
| GRDW16 | L18.0-LE500 | 120 - 277V | Not Applicable |

Example ^ (may not represent a manufacturable product)

Aesthetics & Options

| TRIM | FINISH | COLOR TEMP | OPTIONS |
|-----------------------|---|--|---|
| Not Applicable | AC - Antique Copper TB - Textured Black AS - Antique Silver BT - Bronze Mist BZ - Textured Bronze SM - Matte Silver (Standard) TW - Textured White SN - Sand SW - Swedish Steel | 30K - 3000K Color Temp 35K - 3500K Color Temp 40K - 4000K Color Temp 50K - 5000K Color Temp | OEL - Single End Window TEL - Twin End Windows (Both Ends) |
| ORDER INFO | | | |
| Not Applicable | AC | 30K | OEL |

Example ^ (may not represent a manufacturable product)

| PROD | SOURCE | 30K SPECS | | | |
|-------------|--------|--|--|--|--|
| GRDW | L18.0 | <ul style="list-style-type: none"> 80 CRI Typ. 30K - 3000K Color Temp 2711 LED Source Lumens 150.6 LED Source Lumens Per Watt | | | |
| | L24.5 | <ul style="list-style-type: none"> 80 CRI Typ. 30K - 3000K Color Temp 9 LEDs Per ThermAdjust Module 2528 LED Source Lumens 103.2 LED Source Lumens Per Watt | | | |

| REPLACEMENT PART | PART NO | NOTES |
|-------------------------------|---------|-------------------------------------|
| 16" Acrylic LED Lens Assembly | 38200 | (L18.0 is Dimmable From 120 - 230V) |

Don't see the configuration you are looking for?
Call us today at (513) 858-6004



TERONLIGHTING.COM
 33 DONALD DR, FAIRFIELD, OH 45014
 P: 513.858.6004 F: 513.858.6038
 E: SALES@TERONLIGHT.COM



We reserve the right to revise the design components of any product due to parts availability or change in UL standards, without assuming any obligation or liability to modify any products previously manufactured, and without notice.