

# SYMPHONY SQS LED


Architectural Indoor



PROJECT:	
TYPE:	
PO#:	QTY:
COMMENTS:	

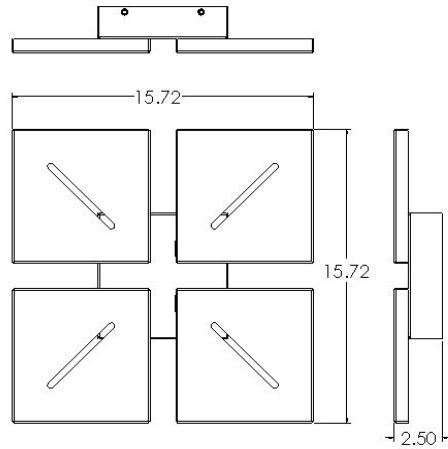
## FEATURES

- ADA Compliant
- Aluminum Fascia
- Aluminum Mounting Plate Mounts to Wall Surface (Centered Over and Attached to J-box)
- Arm & Mount Pan w/ Standard Matte Silver Powder Coat Finish
- CSA Listed Dry Location For Wall Mount
- Dimmable @ 120V and 277V
- Indirect Lighting Source
- LED Light Fixture
- LED Light Source
- Mounting Hardware Included
- Surge Protector - (Optional)
- UL Class 2 Driver




## LINE DRAWING

LINE DRAWING NOT TO SCALE




## FINISHES

Antique Copper




Antique Silver




Bronze Mist




Matte Silver




Sand




Swedish Steel




Textured Black



Textured Bronze



Textured White



For RAL Colors & Custom Match - Contact Teron Lighting Inc.



TERONLIGHTING.COM  
 33 DONALD DR, FAIRFIELD, OH 45014  
 P: 513.858.6004 F: 513.858.6038  
 E: SALES@TERONLIGHT.COM



We reserve the right to revise the design components of any product due to parts availability or change in UL standards, without assuming any obligation or liability to modify any products previously manufactured, and without notice.

# SYMPHONY SQS LED

Architectural Indoor



Fixture Core

PROJECT:	
TYPE:	
PO#:	QTY:
COMMENTS:	

PRODUCT CODE	SOURCE/WATTAGE	VOLTAGE	DIMMING DRIVER
SQS - Symphony SQS	<b>L16.4-ZE500</b> - 16.4W Strips @ 500mA 4-Wire Dimming Driver (Dimmable 0-10V) <b>L16.0-LT500</b> - 16.0W Strips @ 500mA 2-Wire Dimming Driver (Leading & Trailing Edge)	<b>120-277V</b> (50 / 60Hz)	<b>Not Applicable</b>
ORDER INFO			
SQS Example ^	L16.4-ZE500	120-277V	Not Applicable

Aesthetics & Options

TRIM	FINISH	COLOR TEMP	OPTIONS
<b>Not Applicable</b>	<b>AC</b> - Antique Copper <b>AS</b> - Antique Silver <b>SM</b> - Matte Silver (Standard) <b>SN</b> - Sand <b>SW</b> - Swedish Steel <b>TB</b> - Textured Black <b>BZ</b> - Textured Bronze <b>TW</b> - Textured White	<b>30K</b> - 3000K Color Temp <b>35K</b> - 3500K Color Temp <b>40K</b> - 4000K Color Temp <b>50K</b> - 5000K Color Temp	<b>S</b> - Surge Protector 120/277V
ORDER INFO			
Not Applicable Example ^	AC	27K	S

PROD	SOURCE				
SQS	L16.4	<ul style="list-style-type: none"> <li>30K - 3000K Color Temp</li> <li>2378 LED Source Lumens</li> <li>145 LED Source Lumens Per Watt</li> </ul>			

REPLACEMENT PART	PART NO	NOTES
		Don't see the configuration you are looking for? Call us today at (513) 858-6004



**TERONLIGHTING.COM**  
 33 DONALD DR, FAIRFIELD, OH 45014  
 P: 513.858.6004 F: 513.858.6038  
 E: SALES@TERONLIGHT.COM



We reserve the right to revise the design components of any product due to parts availability or change in UL standards, without assuming any obligation or liability to modify any products previously manufactured, and without notice.