

TURNBERRY MSE LED 50"

Architectural Indoor



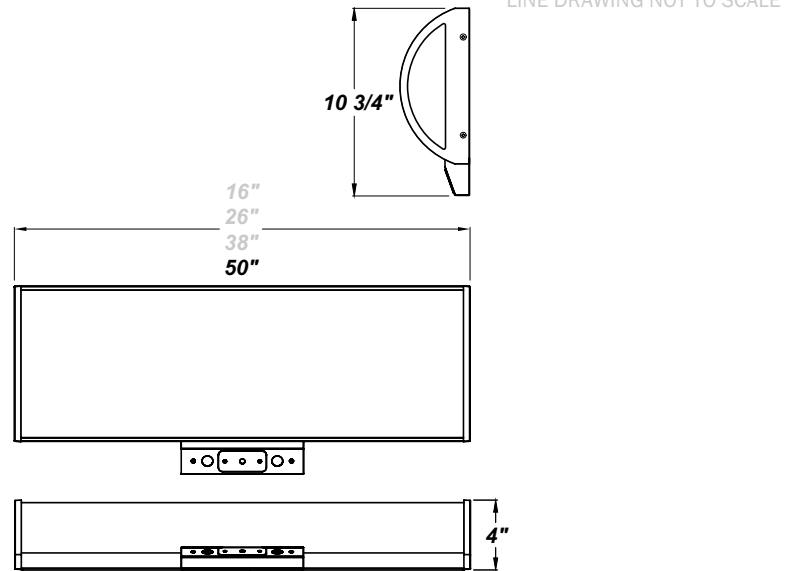
PROJECT:	
TYPE:	
PO#:	QTY:
COMMENTS:	

FEATURES

- [External Motion Sensor](#)
- Die-Formed Steel Housing w/ Textured White Polyester Powder Coat Finish
- Die Cast Aluminum End Caps w/ Textured White Polyester Powder Coat Finish
- High Impact White Acrylic Diffuser (50% DR Acrylic) w/ Inner Frosted Diffuser
- Aluminum LED Mounting Plate
- Recessed Screws
- Fixture Mounts Directly to Surface w/ Two Wall Anchors (Not Included)
- 120V - 277V
- Surge Protector
- ADA Compliant
- CSA Listed Damp Location For Wall or Ceiling Mount
- Emergency Driver Available
- LED Light Fixture



LINE DRAWING




FINISHES


Antique Copper




Antique Silver




Bronze Mist




Matte Silver




Sand




Swedish Steel




Textured Black



Textured Bronze



Textured White



For RAL Colors & Custom Match - Contact Teron Lighting Inc.

TURNBERRY MSE LED 50"

Architectural Indoor



Fixture Core

PROJECT:	
TYPE:	
PO#:	QTY:
COMMENTS:	

PRODUCT CODE	SOURCE/WATTAGE	VOLTAGE	DIMMING DRIVER
TRN48 - Turnberry 50"	L46.0-ZE1400 - 46.0W LED Strip(s) @ 1400mA Line Voltage 4-Wire Dimming Driver (Dimmable 0 - 10V) ** L52.0-TE1050 - 52.0W LED Strip(s) @ 1050mA ELV Low Voltage 2-Wire Dimming Electronic Driver (Trailing Edge) (347V Only) L60.0-ZE1750 - 60.0W LED Strip(s) @ 1750mA Line Voltage 4-Wire Dimming Driver (Dimmable 0 - 10V)	120-277V 347V For 52.0W Only (50 / 60Hz)	Not Applicable
ORDER INFO			
TRN48	L46.0-ZE1400	120-277V	Not Applicable

Example ^ (may not represent a manufacturable product)

Aesthetics & Options

TRIM	FINISH	COLOR TEMP	OPTIONS
Not Applicable	AC - Antique Copper TB - Textured Black AS - Antique Silver BZ - Textured Bronze BT - Bronze Mist TW - Textured White (Standard) SM - Matte Silver SN - Sand SW - Swedish Steel	27K - 2700K Color Temp 30K - 3000K Color Temp 35K - 3500K Color Temp 40K - 4000K Color Temp	EB10 - Iota ILB-CP10 10W LED Driver EB12 - Iota ILB-CP12 12W LED Driver F - Fused MSE - WattStopper FS-505 External Motion Sensor (Will Add 1 11/16" to Fixture Depth) OEL - Single End Window TEL - Twin End Windows (Both Ends) TP - Tamper Resistant Screws
ORDER INFO			
Not Applicable	AC	27K	EB10

Example ^ (may not represent a manufacturable product)

PROD	SOURCE	30K SPECS			
TRN48	L46.0	<ul style="list-style-type: none"> 30K - 3000K Color Temp 7590 LED Source Lumens 165 LED Source Lumens Per Watt 			
	L52.0	<ul style="list-style-type: none"> 30K - 3000K Color Temp 5693 LED Source Lumens 109.5 LED Source Lumens Per Watt 			
	L60.0	<ul style="list-style-type: none"> 30K - 3000K Color Temp 9788 LED Source Lumens 158.1 LED Source Lumens Per Watt 			

REPLACEMENT PART	PART NO	NOTES
4' Acrylic LED Lens Assembly	38218	** EB Option Available
Frosted Polycarbonate End Diffuser (For OEL / TEL)	3410862	

Don't see the configuration you are looking for?
Call us today at (513) 858-6004



TERONLIGHTING.COM
 33 DONALD DR, FAIRFIELD, OH 45014
 P: 513.858.6004 F: 513.858.6038
 E: SALES@TERONLIGHT.COM



We reserve the right to revise the design components of any product due to parts availability or change in UL standards, without assuming any obligation or liability to modify any products previously manufactured, and without notice.