

# SILHOUETTE RD XL LED

Architectural Indoor



PROJECT:	
TYPE:	
PO#:	QTY:
COMMENTS:	

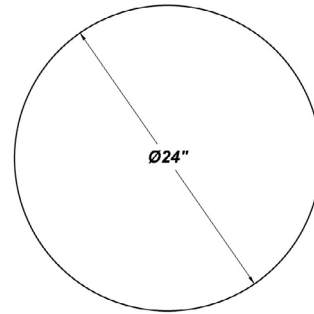
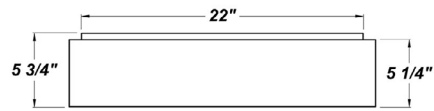
## FEATURES

- [Stem and Canopy Kits Available](#)
- Fixture Has a Steel Mounting Pan w/ Hi-Reflectance White Powder Coat Finish
- Luminous White Acrylic Diffuser W/ Decorative Fabric Trim (Gold Vein, Mocha, Natural Linen, And White Linen)
- Textured Nickel Has a Luminous White Acrylic Diffuser w/ Solid Vinyl Material Providing Down Light Only
- Fixture Mounts Directly to 4" Junction Box (By Others)
- Dry Location
- Emergency Battery Available
- LED Light Fixture
- Mounting Hardware Included




## LINE DRAWING

LINE DRAWING NOT TO SCALE



## FINISHES

Textured Nickel Vinyl



Gold Vein



Mocha



Natural Linen



White Linen



For RAL Colors  
& Custom  
Match -  
Contact Teron  
Lighting Inc.

# SILHOUETTE RD XL LED

Architectural Indoor



Fixture Core

PROJECT:	
TYPE:	
PO#:	QTY:
COMMENTS:	

PRODUCT CODE	SOURCE/WATTAGE	VOLTAGE	DIMMING DRIVER
<b>SHRL24</b> - Silhouette RD XL	<b>L20.5-ZE640</b> - (80) LED Array @ Line Voltage 4-Wire Dimming Driver (Dimmable 0 - 10V) <b>L30.0-ZE1000</b> - (60) LED Array @ Line Voltage 4-Wire Dimming Driver (Dimmable 0 - 10V)	<b>120V</b> <b>277V</b> (50 / 60Hz)	<b>Not Applicable</b>
ORDER INFO			
SHRL24 Example ^	L20.5-ZE640	120V	Not Applicable

Aesthetics & Options

TRIM	FINISH	COLOR TEMP	OPTIONS
<b>Not Applicable</b>	<b>GVN</b> - Gold Vein <b>MOC</b> - Mocha <b>NLN</b> - Natural Linen <b>TNV</b> - Textured Nickel Vinyl <b>WLN</b> - White Linen	<b>30K</b> - 3000K Color Temp <b>35K</b> - 3500K Color Temp <b>40K</b> - 4000K Color Temp <b>50K</b> - 5000K Color Temp	<b>ALP</b> - Aluminum Mount Pan (For L37.5) <b>BB</b> - Back Box <b>EBW/BB</b> - Bodine BSL26 - Up to 5.1W Emergency Illumination With LEDs (Back Box Required) <b>F</b> - Fused <b>SP</b> - Surge Protector <b>STC12-WH</b> - 12" Stem and Canopy Kit <b>STC24-WH</b> - 24" Stem and Canopy Kit <b>STC36-WH</b> - 36" Stem and Canopy Kit <b>STC48-WH</b> - 48" Stem and Canopy Kit <b>TP</b> - Tamper-Proof Screw Set
ORDER INFO			
Not Applicable Example ^	GVN	30K	ALP

PROD	SOURCE	30K SPECS				
<b>SHRL24</b>	L20.5	<ul style="list-style-type: none"> <li>80 CRI Typ.</li> <li>30K - 3000K Color Temp</li> <li>3100 LED Source Lumens</li> <li>151 LED Source Lumens Per Watt</li> </ul>				
	L30.0	<ul style="list-style-type: none"> <li>80 CRI Typ.</li> <li>30K - 3000K Color Temp</li> <li>4522 LED Source Lumens</li> <li>134 LED Source Lumens Per Watt</li> </ul>				

REPLACEMENT PART	PART NO	NOTES
24" Textured Nickel Vinyl	3071192	Don't see the configuration you are looking for? Call us today at (513) 858-6004
24" Gold Vein	3071186	
24" Mocha	3071187	
24" Natural Linen	3071091	
24" White Linen	3071189	



**TERONLIGHTING.COM**  
 33 DONALD DR, FAIRFIELD, OH 45014  
 P: 513.858.6004 F: 513.858.6038  
 E: SALES@TERONLIGHT.COM



We reserve the right to revise the design components of any product due to parts availability or change in UL standards, without assuming any obligation or liability to modify any products previously manufactured, and without notice.

# SILHOUETTE RD XL LED

Architectural Indoor



Fixture Core

PROJECT:	
TYPE:	
PO#:	QTY:
COMMENTS:	

PRODUCT CODE	SOURCE/WATTAGE	VOLTAGE	DIMMING DRIVER
<b>SHRL24</b> - Silhouette RD XL	<b>L37.5-ZE1100</b> - (120) LED Array @ 1100mA Line Voltage 4-Wire Dimming Driver (Dimmable 0 - 10V) <b>L50.0-ZE1750</b> - (4) 12.5W LED Boards@ 1750mA Line Voltage 4-Wire Dimming Driver (Dimmable 0 - 10V)	<b>120V</b> <b>277V</b> (50 / 60Hz)	<b>Not Applicable</b>
ORDER INFO			
SHRL24 Example ^	L37.5-ZE1100	120V	Not Applicable

Aesthetics & Options

TRIM	FINISH	COLOR TEMP	OPTIONS
<b>Not Applicable</b>	<b>GVN</b> - Gold Vein <b>MOC</b> - Mocha <b>NLN</b> - Natural Linen <b>TNV</b> - Textured Nickel Vinyl <b>WLN</b> - White Linen	<b>30K</b> - 3000K Color Temp <b>35K</b> - 3500K Color Temp <b>40K</b> - 4000K Color Temp <b>50K</b> - 5000K Color Temp	<b>ALP</b> - Aluminum Mount Pan (For L37.5) <b>BB</b> - Back Box <b>EBW/BB</b> - Bodine BSL26 - Up to 5.1W Emergency Illumination With LEDs (Back Box Required)* <b>F</b> - Fused <b>SP</b> - Surge Protector <b>STC12-WH</b> - 12" Stem and Canopy Kit <b>STC24-WH</b> - 24" Stem and Canopy Kit <b>STC36-WH</b> - 36" Stem and Canopy Kit <b>STC48-WH</b> - 48" Stem and Canopy Kit <b>TP</b> - Tamper-Proof Screw Set
ORDER INFO			
Not Applicable Example ^	GVN	30K	ALP

PROD	SOURCE	30K SPECS				
<b>SHRL24</b>	L37.5	<ul style="list-style-type: none"> <li>80 CRI Typ.</li> <li>30K - 3000K Color Temp</li> <li>4845 LED Source Lumens</li> <li>129.2 LED Source Lumens Per Watt</li> </ul>				
	L50.0	<ul style="list-style-type: none"> <li>80 CRI Typ.</li> <li>30K - 3000K Color Temp</li> <li>8075 LED Source Lumens</li> <li>161.5 LED Source Lumens Per Watt</li> </ul>				

REPLACEMENT PART	PART NO	NOTES
24" Textured Nickel Vinyl**	3057992	*For L30.0 & L37.5 Source Wattages Only
24" Gold Vein**	3057986	
24" Mocha**	3057987	
24" Natural Linen**	3057991	
24" White Linen**	3057989	
		Don't see the configuration you are looking for? Call us today at (513) 858-6004



**TERONLIGHTING.COM**  
 33 DONALD DR, FAIRFIELD, OH 45014  
 P: 513.858.6004 F: 513.858.6038  
 E: SALES@TERONLIGHT.COM



We reserve the right to revise the design components of any product due to parts availability or change in UL standards, without assuming any obligation or liability to modify any products previously manufactured, and without notice.