

VICEROY LG LED HRS MSE 24"


Architectural Indoor



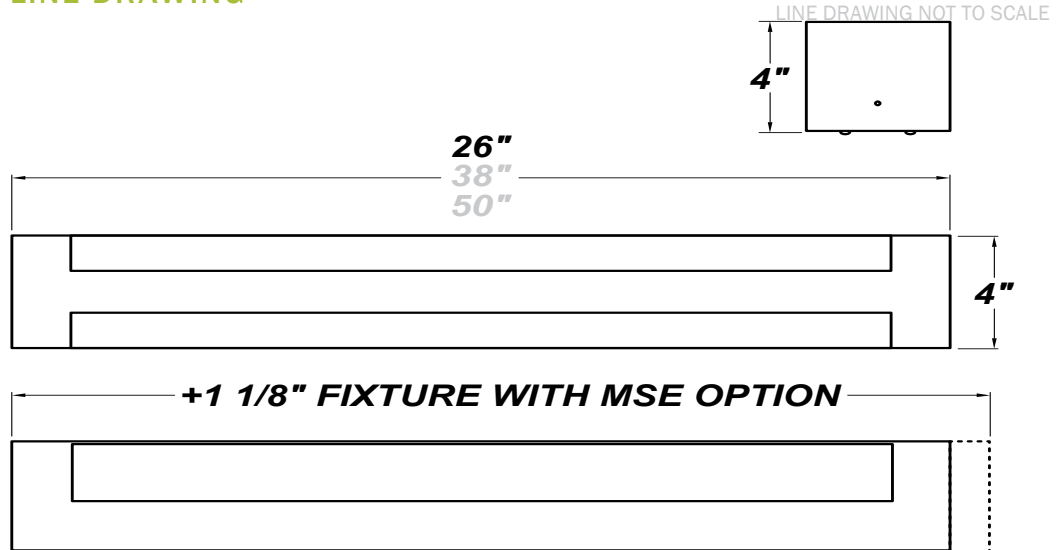
PROJECT:	
TYPE:	
PO#:	QTY:
COMMENTS:	

FEATURES


- [External Motion Sensor](#)
- Steel Housing with Matte Silver Powder Coat Finish
- Matte White Acrylic Inner & Clear Acrylic Outer Lens Assembly
- 0-10V and Trailing Edge (ELV) Dimming Compatible Options Available
- Over-Voltage, Over-Current, and Short-Circuit Protection with Auto Recovery
- Mounts Directly to Surface with Two Wall Anchors (Not Included) Over a 2" Junction Box (Not Included)
- Knockouts on Back Accept Standard Electrical Fittings (By Others)
- Lighting Facts, IES, & Title 24 Labeling / Certification
- ADA Compliant
- CSA Listed Damp Location For Wall or Ceiling Mount
- LED Light Fixture



LINE DRAWING



FINISHES



VICEROY LG LED HRS MSE 24"

Architectural Indoor



Fixture Core

PROJECT:	
TYPE:	
PO#:	QTY:
COMMENTS:	

PRODUCT CODE	SOURCE/WATTAGE	VOLTAGE	DIMMING BALLAST
VCYL24 - Viceroy LG 24"	L20.1-ZE550 - 22W @ 550mA Constant Current Dimming Electronic Driver (Dimmable 0-10V) L20.1-TE550 - 30W @ 550mA Constant Current ELV Dimming Electronic Driver	120V 277V 347V (50 / 60Hz)	SDxx - Bi-Level Step Dimming from 10-70% in increments of 10% (replace xx in ordering code with requested dim to dimming percentage)
ORDER INFO			
VCYL24	L20.1-ZE550	120V	SD50

Example ^ (may not represent a manufacturable product)

Aesthetics & Options

TRIM	FINISH	COLOR TEMP	OPTIONS
HRS MSE - Wattstopper FS-205 IR Motion Sensor	AC - Antique Copper AS - Antique Silver BT - Bronze Mist SM - Matte Silver (Standard) SN - Sand SW - Swedish Steel TB - Textured Black BZ - Textured Bronze TW - Textured White	27K - 2700K Color Temp. 30K - 3000K Color Temp. 35K - 3500K Color Temp. 40K - 4000K Color Temp. 51K - 5100K Color Temp.	JBC - 4" x 4" Junction Box Cover (Mounts to Fixture, To be Retro-fitted Over an Existing Junction Box) EB - BSL310 Emergency Driver TP - Tamper Resistant Screws F - Fused
ORDER INFO			
HRS MSE	AC	35K	JBC

Example ^ (may not represent a manufacturable product)

PROD	SOURCE	27K SPECS	30K SPECS	35K SPECS	40K SPECS	50K SPECS
VCYL24	L20.1-ZE550	<ul style="list-style-type: none"> • 27K - 2700K Color Temp. Nominal • 1735 Estimated Delivered Lumens • 24.26 Estimated Delivered Lumens Per Watt 	<ul style="list-style-type: none"> • 30K - 3000K Color Temp. Nominal • 1767 Delivered Lumens • 23.43 Delivered Lumens Per Watt 	<ul style="list-style-type: none"> • 35K - 3500K Color Temp. Nominal • 1799 Estimated Delivered Lumens • 24.26 Estimated Delivered Lumens Per Watt 	<ul style="list-style-type: none"> • 40K - 4000K Color Temp. Nominal • 1863 Estimated Delivered Lumens • 24.26 Estimated Delivered Lumens Per Watt 	<ul style="list-style-type: none"> • 50K - 5000K Color Temp. Nominal • 1928 Estimated Delivered Lumens • 24.2 Estimated Delivered Lumens Per Watt

REPLACEMENT PART	PART NO	NOTES
2' Lens Assembly	38096	*Don't see the configuration you are looking for? Call us today at (513) 858-6004



TERONLIGHTING.COM
 33 DONALD DR, FAIRFIELD, OH 45014
 P: 513.858.6004 F: 513.858.6038
 E: SALES@TERONLIGHT.COM



We reserve the right to revise the design components of any product due to parts availability or change in UL standards, without assuming any obligation or liability to modify any products previously manufactured, and without notice.