

GUARDIAN W SAT MSI LED 38"

Architectural Outdoor



PROJECT:	
TYPE:	
PO#:	QTY:
COMMENTS:	

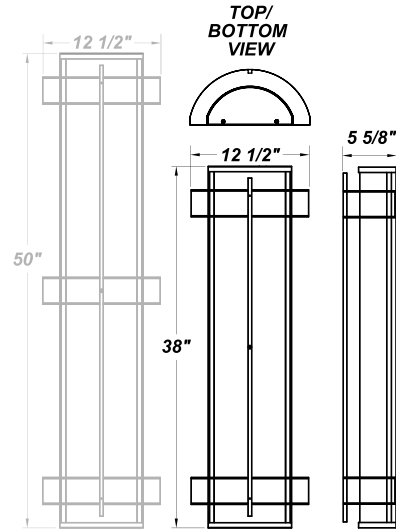


FEATURES

- 120V - 277V
- Aluminum Reflector w/ Hi-Reflectance White Powder Coat Finish
- CSA Listed Wet Location For Wall Mount Only
- Die Cast Aluminum End Caps w/ Matte Silver Polyester Powder Coat Finish
- Extruded Aluminum Housing w/ Matte Silver Polyester Powder Coat Finish
- Fixture Mounts Directly to Surface w/ Two Wall Anchors (Not Included)
- High Impact White Acrylic Diffuser (50% DR Acrylic)
- Internal Motion Sensor
- LED Light Fixture
- Over-Voltage and Over-Current
- Recessed Steel Screws

LINE DRAWING

LINE DRAWING NOT TO SCALE



FINISHES

Antique
Copper




Antique
Silver




Bronze
Mist




Matte
Silver




Sand




Swedish
Steel




Textured
Black



Textured
Bronze



Textured
White



For RAL Colors
& Custom
Match -
Contact Teron
Lighting Inc.

GUARDIAN W SAT MSI LED 38"

Architectural Outdoor



Fixture Core

PROJECT:	
TYPE:	
PO#:	QTY:
COMMENTS:	

PRODUCT CODE	SOURCE/WATTAGE	VOLTAGE	DIMMING DRIVER
GRDW36 - Guardian W 38"	L72.0 - 72.0W LED Strip(s)	120V 277V	SDxx - Bi-Level Step Dimming from 10-90% in increments of 10% (replace xx in ordering code with requested dimming percentage)
ORDER INFO			
GRDW36	L72.0	120V	SD50

Example ^ (may not represent a manufacturable product)

Aesthetics & Options

TRIM	FINISH	COLOR TEMP	OPTIONS
SAT MSI	AC - Antique Copper AS - Antique Silver BT - Bronze Mist SM - Matte Silver (Standard) SN - Sand SW - Swedish Steel TB - Textured Black BZ - Textured Bronze TW - Textured White	30K - 3000K Color Temp 35K - 3500K Color Temp 40K - 4000K Color Temp	OEL - Single End Window TEL - Twin End Windows (Both Ends) WAL - White Acrylis Lens
ORDER INFO			
	AC	30K	OEL

Example ^ (may not represent a manufacturable product)

PROD	SOURCE	30K SPECS	35K SPECS	40K SPECS
GRDW36	L72.0 - 72.0W LED Linear Board	<ul style="list-style-type: none"> 34 fV, Color Temp = 3000K Nominal 69.2W Input = 9169 LED Lumens Estimated 132.5 Lumens Per Watt 	<ul style="list-style-type: none"> 34 fV, Color Temp = 3500K Nominal 69.2W Input = 9362 LED Lumens Estimated 135.3 Lumens Per Watt 	<ul style="list-style-type: none"> 34 fV, Color Temp = 4000K Nominal 69.2W Input = 9652 LED Lumens Estimated 139.5 Lumens Per Watt

REPLACEMENT PART	PART NO	NOTES
3' Acrylic LED Lens Assembly	38217	*Don't see the configuration you are looking for? Call us today at (513) 858-6004 ***Motion sensor performance may be reduced withuse of decorative fascia. Don't see the configuration you are looking for? Call us today at (513) 858-6004



TERONLIGHTING.COM
 33 DONALD DR, FAIRFIELD, OH 45014
 P: 513.858.6004 F: 513.858.6038
 E: SALES@TERONLIGHT.COM



We reserve the right to revise the design components of any product due to parts availability or change in UL standards, without assuming any obligation or liability to modify any products previously manufactured, and without notice.