

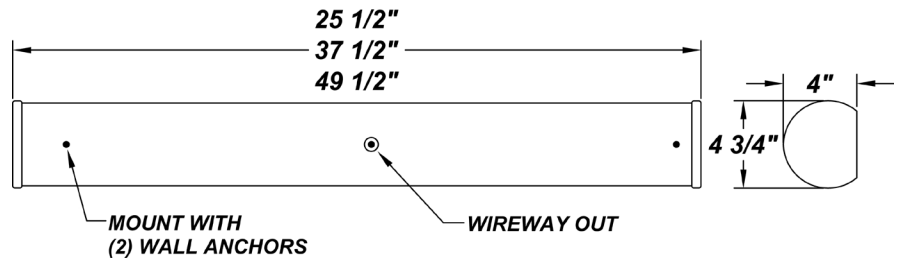
PROJECT :
TYPE :
ORDERING # :
COMMENTS :

**DESERT CLASSIC LED**



**FEATURES**

- Steel Housing w/ White Powder Coat Finish
- Aluminum Reflector w/ Hi-Reflectance White Powder Coat Finish
- Luminous White Acrylic Diffuser w/ Black Marble Acrylic End Caps
- ELV Driver - Over-Voltage, Over-Current, and Short-Circuit Protection w/ Auto Recovery
- Constant Current, Dimmable to 10% From 120V to 230V
- Mounts Directly to Surface w/ Two Wall Anchors (Not Included)
- ADA Compliant
- CSA Listed Damp Location For Surface Mount
- Awaiting IES Files, Lighting Facts, And Title 24 Labeling / Certification



**ORDERING INFORMATION**

Example : (DC24 - L18.0W - 120 - 277V - TE500 - 40K) Black Marble is Standard Finish

PRODUCT	SOURCE/WATTAGE	VOLTAGE	DRIVER OPTIONS	FINISH	OPTIONS
DC24 (25 1/2")	L12.0 - 12W LED Strip(s) L18.0 - 18W LED Strip(s) L20.6 - 20.6W LED Strip(s) L70 life time for 50,000hr	120 - 277V (120 - 230V Dimmable)	TE350 - 350mA ELV Low Voltage Dimming Electronic Driver (For L12.0) TE500 - 500mA ELV Low Voltage Dimming Electronic Driver (For L18.0) ZE500 - 500mA Low Voltage Dimming Electronic Driver (For L18.0) (Dimmable 0 - 10V) ZE600 - 600mA Low Voltage Dimming Electronic Driver (For L20.6) (Dimmable 0 - 10V)	Optional End Cap Colors Available - Consult Factory For Details and Pricing	40K - 4000K Color Temp. 35K - 3500K Color Temp. 30K - 3000K Color Temp. F - Fused

**REPLACEMENT PARTS      PART NO.      NOTES**

24" White Acrylic w/ Black Marble LED Lens Assembly	3820551	We reserve the right to revise the design or components of any product due to parts availability or change in UL standards, without assuming any obligation or liability to modify any products previously manufactured, and without notice.
36" White Acrylic w/ Black Marble LED Lens Assembly	3822351	
48" White Acrylic w/ Black Marble LED Lens Assembly	3820651	



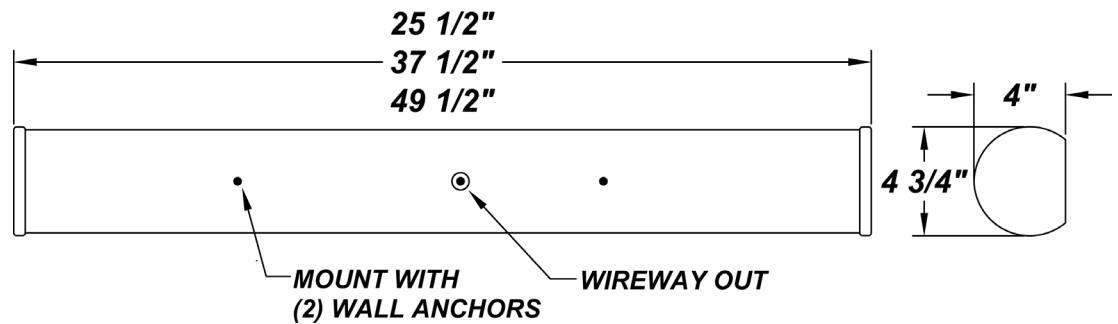
PROJECT :
TYPE :
ORDERING # :
COMMENTS :

**DESERT CLASSIC LED**



**FEATURES**

- Steel Housing w/ White Powder Coat Finish
- Aluminum Reflector w/ Hi-Reflectance White Powder Coat Finish
- Luminous White Acrylic Diffuser w/ Black Marble Acrylic End Caps
- ELV Driver - Over-Voltage, Over-Current, and Short-Circuit Protection w/ Auto Recovery
- Constant Current, Dimmable to 10% From 120V to 230V
- Mounts Directly to Surface w/ Two Wall Anchors (Not Included)
- ADA Compliant
- CSA Listed Damp Location For Surface Mount
- Awaiting IES Files, Lighting Facts, And Title 24 Labeling / Certification



**ORDERING INFORMATION**

Example : (DC24 - L18.0W - 120 - 277V - TE500 - 40K) Black Marble is Standard Finish

PRODUCT	SOURCE/WATTAGE	VOLTAGE	DRIVER OPTIONS	FINISH	OPTIONS
DC36 (37 1/2')	L23.2 - 23.2W LED Strip(s) L30.0 - 30W LED Strip(s)	120 - 277V (120 - 230V Dimmable)	TE700 - 700mA ELV Low Voltage Dimming Electronic Driver (For L23.2) ZE700 - 700mA Low Voltage Dimming Electronic Driver (For L23.2) (Dimmable 0 - 10V) ZE875 - 875mA Low Voltage Dimming Electronic Driver (For L30.0) (Dimmable 0 - 10V)	Optional End Cap Colors Available - Consult Factory For Details and Pricing	40K - 4000K Color Temp. 35K - 3500K Color Temp. 30K - 3000K Color Temp.  F - Fused

**REPLACEMENT PARTS** PART NO.

24" White Acrylic w/ Black Marble LED Lens Assembly	3820551
36" White Acrylic w/ Black Marble LED Lens Assembly	3822351
48" White Acrylic w/ Black Marble LED Lens Assembly	3820651

**NOTES**

We reserve the right to revise the design or components of any product due to parts availability or change in UL standards, without assuming any obligation or liability to modify any products previously manufactured, and without notice.



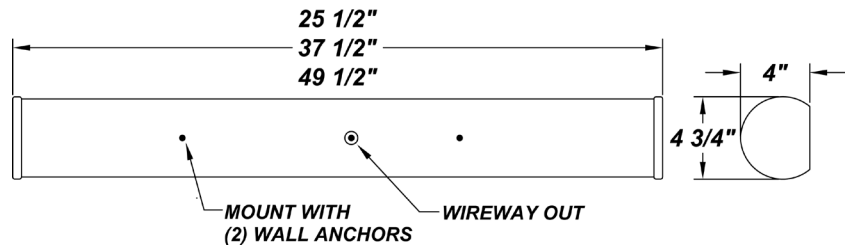
PROJECT :
TYPE :
ORDERING # :
COMMENTS :

**DESERT CLASSIC LED**



**FEATURES**

- Steel Housing w/ White Powder Coat Finish
- Aluminum Reflector w/ Hi-Reflectance White Powder Coat Finish
- Luminous White Acrylic Diffuser w/ Black Marble Acrylic End Caps
- ELV Driver - Over-Voltage, Over-Current, and Short-Circuit Protection w/ Auto Recovery
- Constant Current, Dimmable to 10% From 120V to 230V
- Mounts Directly to Surface w/ Two Wall Anchors (Not Included)
- ADA Compliant
- CSA Listed Damp Location For Surface Mount
- Awaiting IES Files, Lighting Facts, And Title 24 Labeling / Certification



**ORDERING INFORMATION**

Example : (DC24 - L18.0W - 120 - 277V - TE500 - 40K) Black Marble is Standard Finish

PRODUCT	SOURCE/WATTAGE	VOLTAGE	DRIVER OPTIONS	FINISH	OPTIONS
DC48 (49 1/2')	L24.0 - 24W LED Strip(s)	120 - 277V  (120 - 230V Dimmable)	TE350 - 350mA ELV Low Voltage Dimming Electronic Driver <b>(Standard For L24.0)</b>	<b>Optional End Cap Colors Available - Consult Factory For Details and Pricing</b>	40K - 4000K Color Temp. 35K - 3500K Color Temp. 30K - 3000K Color Temp.  F - Fused
	L36.0 - 36W LED Strip(s)		TE500 - 500mA ELV Low Voltage Dimming Electronic Driver <b>(Standard For L36.0)</b>		
	L41.2 - 41.2W LED Strip(s)		ZE500 - 500mA Low Voltage Dimming Electronic Driver <b>(For L36.0)</b> <b>(Dimmable 0 - 10V)</b>  ZE600 - 600mA Low Voltage Dimming Electronic Driver <b>(For L41.2)</b> <b>(Dimmable 0 - 10V)</b>		

**NOTES**

We reserve the right to revise the design or components of any product due to parts availability or change in UL standards, without assuming any obligation or liability to modify any products previously manufactured, and without notice.

**REPLACEMENT PARTS PART NO.**

24" White Acrylic w/ Black Marble LED Lens Assembly	3820551
36" White Acrylic w/ Black Marble LED Lens Assembly	3822351
48" White Acrylic w/ Black Marble LED Lens Assembly	3820651





PROJECT :
TYPE :
ORDERING # :
COMMENTS :

PRODUCT	SOURCE/WATTAGE	30K SPECIFICATIONS	35K SPECIFICATIONS	40K SPECIFICATIONS
Desert Classic 2'	L12.0 - 12.0W LED Strip(s)	<p><b>L12.0</b></p> <p>30K - 3000K Color Temp.</p> <p>- 34 fV, Color Temp = 3000K Nominal - Constant Current 350 Milliamps Driver - 14W Input = 1400 LED Lumens - Estimated 100 Lumens Per Watt</p>	<p><b>L12.0</b></p> <p>35K - 3500K Color Temp.</p> <p>- 34 fV, Color Temp = 3500K Nominal - Constant Current 350 Milliamps Driver - 14W Input = 1430 LED Lumens - Estimated 102 Lumens Per Watt</p>	<p><b>L12.0</b></p> <p>40K - 4000K Color Temp.</p> <p>- 34 fV, Color Temp = 4000K Nominal - Constant Current 350 Milliamps Driver - 14W Input = 1458 LED Lumens - Estimated 104 Lumens Per Watt</p>
	L18.0 - 18.0W LED Strip(s)	<p><b>L18.0</b></p> <p>30K - 3000K Color Temp.</p> <p>- 34 fV, Color Temp = 3000K Nominal - Constant Current 500 Milliamps Driver - 20W Input = 1986 LED Lumens - Estimated 99 Lumens Per Watt</p>	<p><b>L18.0</b></p> <p>35K - 3500K Color Temp.</p> <p>- 34 fV, Color Temp = 3500K Nominal - Constant Current 500 Milliamps Driver - 20W Input = 2028 LED Lumens - Estimated 101 Lumens Per Watt</p>	<p><b>L18.0</b></p> <p>40K - 4000K Color Temp.</p> <p>- 34 fV, Color Temp = 4000K Nominal - Constant Current 500 Milliamps Driver - 20W Input = 2110 LED Lumens - Estimated 106 Lumens Per Watt</p>
	L20.6 - 20.6W LED Strip(s)	<p><b>L20.6</b></p> <p>30K - 3000K Color Temp.</p> <p>- 34 fV, Color Temp = 3000K Nominal - Constant Current 600 Milliamps Driver - 25W Input = 2050 LED Lumens - Estimated 82 Lumens Per Watt</p>	<p><b>L20.6</b></p> <p>35K - 3500K Color Temp.</p> <p>- 34 fV, Color Temp = 3500K Nominal - Constant Current 600 Milliamps Driver - 25W Input = 2100 LED Lumens - Estimated 84 Lumens Per Watt</p>	<p><b>L20.6</b></p> <p>40K - 4000K Color Temp.</p> <p>- 34 fV, Color Temp = 4000K Nominal - Constant Current 600 Milliamps Driver - 25W Input = 2200 LED Lumens - Estimated 88 Lumens Per Watt</p>

PRODUCT	SOURCE/WATTAGE	30K SPECIFICATIONS	35K SPECIFICATIONS	40K SPECIFICATIONS
Desert Classic 3'	L23.2 - 23.2W LED Strip(s)	<p><b>L23.2</b></p> <p>30K - 3000K Color Temp.</p> <p>- 34 fV, Color Temp = 3000K Nominal - Constant Current 700 Milliamps Driver - 28.4W Input = 3258 LED Lumens - Estimated 114.7 Lumens Per Watt</p>	<p><b>L23.2</b></p> <p>35K - 3500K Color Temp.</p> <p>- 34 fV, Color Temp = 3500K Nominal - Constant Current 700 Milliamps Driver - 28.4W Input = 3326 LED Lumens - Estimated 117.1 Lumens Per Watt</p>	<p><b>L23.2</b></p> <p>40K - 4000K Color Temp.</p> <p>- 34 fV, Color Temp = 4000K Nominal - Constant Current 700 Milliamps Driver - 28.4W Input = 3429 LED Lumens - Estimated 120.7 Lumens Per Watt</p>
	L30.0 - 30.0W LED Strip(s)	<p><b>L30.0</b></p> <p>30K - 3000K Color Temp.</p> <p>- 34 fV, Color Temp = 3000K Nominal - Constant Current 875 Milliamps Driver - 37W Input = 4072 LED Lumens - Estimated 110.1 Lumens Per Watt</p>	<p><b>L30.0</b></p> <p>35K - 3500K Color Temp.</p> <p>- 34 fV, Color Temp = 3500K Nominal - Constant Current 875 Milliamps Driver - 37W Input = 4157 LED Lumens - Estimated 112.4 Lumens Per Watt</p>	<p><b>L30.0</b></p> <p>40K - 4000K Color Temp.</p> <p>- 34 fV, Color Temp = 4000K Nominal - Constant Current 875 Milliamps Driver - 37W Input = 4286 LED Lumens - Estimated 115.8 Lumens Per Watt</p>

ARRA 2009



BUY AMERICA ACT Compliant c US



PROJECT :
TYPE :
ORDERING # :
COMMENTS :

PRODUCT	SOURCE/WATTAGE	30K SPECIFICATIONS	35K SPECIFICATIONS	40K SPECIFICATIONS
Desert Classic 4'	L24.0 - 24W LED Strip(s)	<p><b>L24.0</b></p> <p><b>30K - 3000K Color Temp.</b></p> <ul style="list-style-type: none"> <li>- 34 fV, Color Temp = 3000K Nominal</li> <li>- Constant Current 350 Milliamps Driver</li> <li>- 28W Input = 2800 LED Lumens</li> <li>- Estimated 100 Lumens Per Watt</li> </ul>	<p><b>L24.0</b></p> <p><b>35K - 3500K Color Temp.</b></p> <ul style="list-style-type: none"> <li>- 34 fV, Color Temp = 3500K Nominal</li> <li>- Constant Current 350 Milliamps Driver</li> <li>- 28W Input = 2860 LED Lumens</li> <li>- Estimated 102 Lumens Per Watt</li> </ul>	<p><b>L24.0</b></p> <p><b>40K - 4000K Color Temp.</b></p> <ul style="list-style-type: none"> <li>- 34 fV, Color Temp = 4000K Nominal</li> <li>- Constant Current 350 Milliamps Driver</li> <li>- 28W Input = 2916 LED Lumens</li> <li>- Estimated 104 Lumens Per Watt</li> </ul>
	L36.0 - 36W LED Strip(s)	<p><b>L36.0</b></p> <p><b>30K - 3000K Color Temp.</b></p> <ul style="list-style-type: none"> <li>- 34 fV, Color Temp = 3000K Nominal</li> <li>- Constant Current 500 Milliamps Driver</li> <li>- 40W Input = 3972 LED Lumens</li> <li>- Estimated 99 Lumens Per Watt</li> </ul>	<p><b>L36.0</b></p> <p><b>35K - 3500K Color Temp.</b></p> <ul style="list-style-type: none"> <li>- 34 fV, Color Temp = 3500K Nominal</li> <li>- Constant Current 500 Milliamps Driver</li> <li>- 40W Input = 4056 LED Lumens</li> <li>- Estimated 101 Lumens Per Watt</li> </ul>	<p><b>L36.0</b></p> <p><b>40K - 4000K Color Temp.</b></p> <ul style="list-style-type: none"> <li>- 34 fV, Color Temp = 4000K Nominal</li> <li>- Constant Current 500 Milliamps Driver</li> <li>- 40W Input = 4220 LED Lumens</li> <li>- Estimated 106 Lumens Per Watt</li> </ul>
	L41.2 - 41.2W LED Strip(s)	<p><b>L41.2</b></p> <p><b>30K - 3000K Color Temp.</b></p> <ul style="list-style-type: none"> <li>- 34 fV, Color Temp = 3000K Nominal</li> <li>- Constant Current 600 Milliamps Driver</li> <li>- 43W Input = 5578 LED Lumens</li> <li>- Estimated 129.7 Lumens Per Watt</li> </ul>	<p><b>L41.2</b></p> <p><b>35K - 3500K Color Temp.</b></p> <ul style="list-style-type: none"> <li>- 34 fV, Color Temp = 3500K Nominal</li> <li>- Constant Current 600 Milliamps Driver</li> <li>- 43W Input = 5696 LED Lumens</li> <li>- Estimated 132.5 Lumens Per Watt</li> </ul>	<p><b>L41.2</b></p> <p><b>40K - 4000K Color Temp.</b></p> <ul style="list-style-type: none"> <li>- 34 fV, Color Temp = 4000K Nominal</li> <li>- Constant Current 600 Milliamps Driver</li> <li>- 43W Input = 5872 LED Lumens</li> <li>- Estimated 136.6 Lumens Per Watt</li> </ul>

ARRA 2009



BUY AMERICA ACT Compliant c